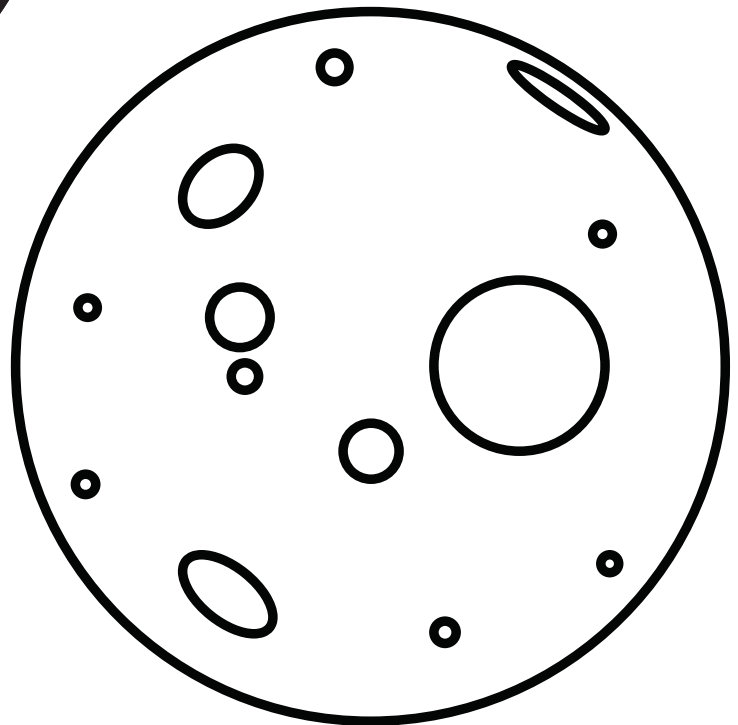


SPACE PUPPETS

Cut each object out, color, laminate, and tape them to a popsicle stick. (Or print them on cardstock). Label them on the popsicle sticks with marker. Leave them at your child's weekly open play station. Throughout the week, use them during your circle time and activities.




Mars



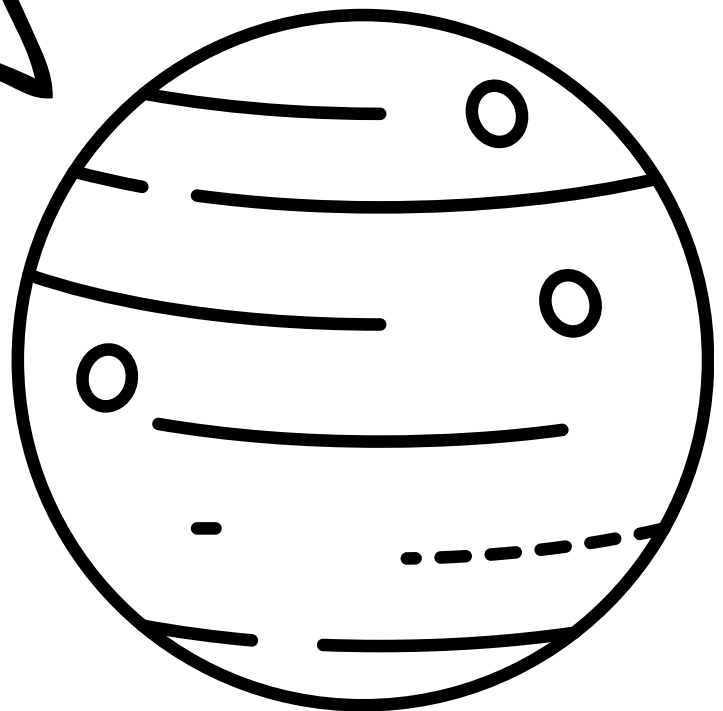
Moon

SPACE PUPPETS

Cut each object out, color, laminate, and tape them to a popsicle stick. (Or print them on cardstock). Label them on the popsicle sticks with marker. Leave them at your child's weekly open play station. Throughout the week, use them during your circle time and activities.




Sun



Mercury

SPACE PUPPETS

Cut each object out, color, laminate, and tape them to a popsicle stick. (Or print them on cardstock). Label them on the popsicle sticks with marker. Leave them at your child's weekly open play station. Throughout the week, use them during your circle time and activities.



Venus




Earth

SPACE PUPPETS

Cut each object out, color, laminate, and tape them to a popsicle stick. (Or print them on cardstock). Label them on the popsicle sticks with marker. Leave them at your child's weekly open play station. Throughout the week, use them during your circle time and activities.



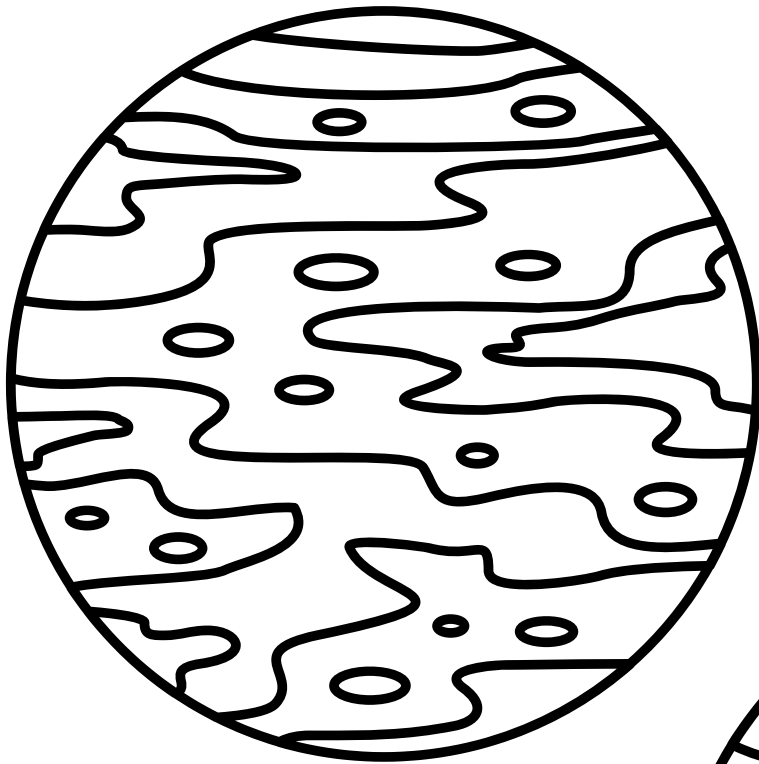
Jupiter




Saturn

SPACE PUPPETS

Cut each object out, color, laminate, and tape them to a popsicle stick. (Or print them on cardstock). Label them on the popsicle sticks with marker. Leave them at your child's weekly open play station. Throughout the week, use them during your circle time and activities.



Uranus



Neptune